

---

**ATTACHMENT A  
REQUIREMENTS AND INFORMATION  
ON USING GOTOMEETING TO ATTEND HEARING BY COMPUTER**

---

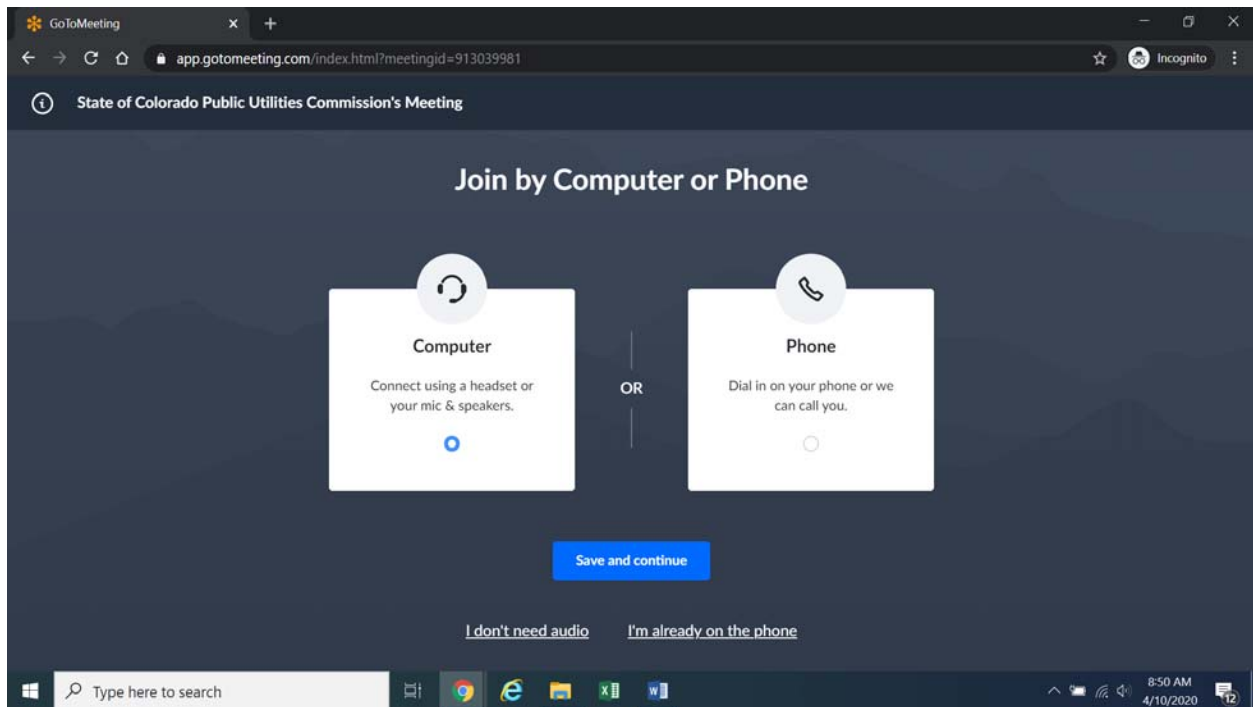
1. This Attachment directs the participants in this rulemaking on certain aspects of their participation in the remote continued public comment hearing in this matter using GoToMeeting (<https://www.gotomeeting.com/>), and provides information that will aid participants in doing so. This is not intended to provide full and complete instructions on how to use GoToMeeting to participate in a hearing. Participants are responsible for ensuring they have familiarized themselves with GoToMeeting and are able to use it for the continued public comment hearing (see <https://support.goto.com/meeting/system-check>).

2. Participants in a GoToMeeting remote public comment hearing may call in using a telephone or participate via video conference using a computer, smart phone, or tablet with internet access, an operational microphone, camera, and a speaker.<sup>1</sup> To participate via video conference, a few minutes prior to the start of the continued public comment hearing, participants must enter the link identified in the Interim Decision for the GoToMeeting hearing in their internet browser.

3. Participants will then be taken to the screen where they may join the continued public comment hearing. Participants should select the computer option, as shown in the below image.

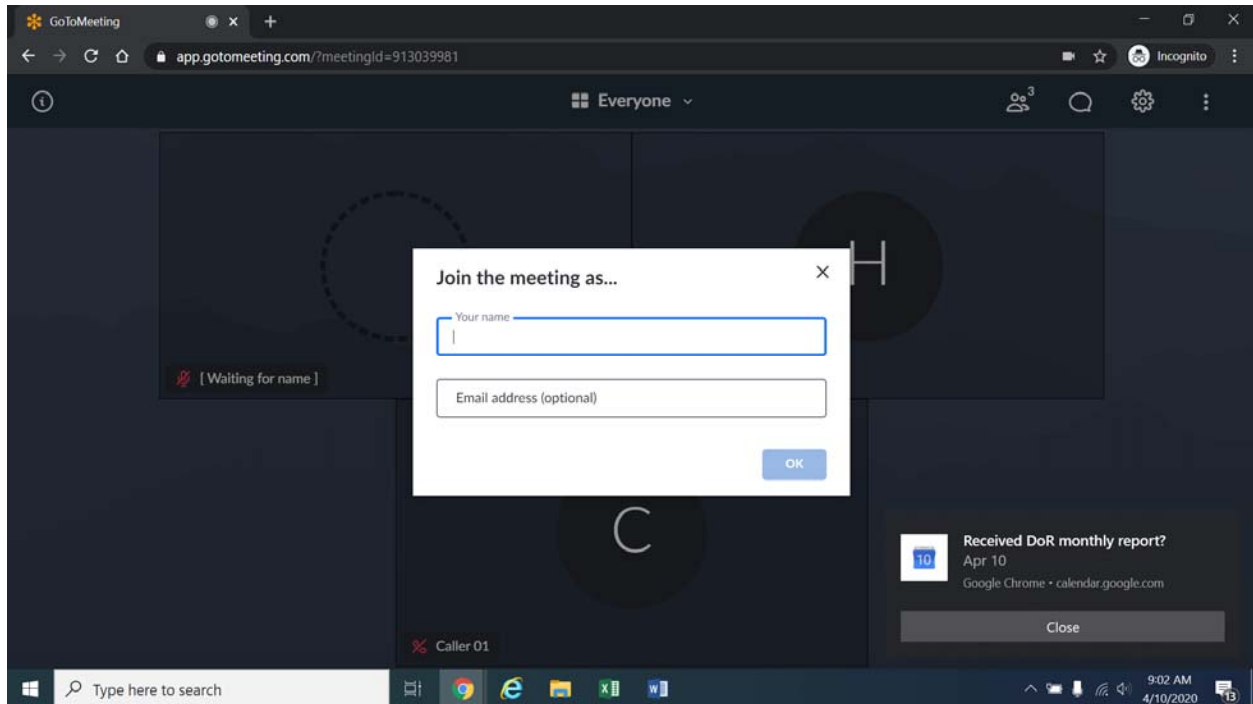
---

<sup>1</sup> These instructions are not directed at using a tablet or smartphone to participate in a GoToMeeting video-conference. Using a smartphone or tablet may limit a participant's ability to view hearing exhibits during the hearing due to screen size. As such, participation by computer is encouraged. Participants who chose to use a smartphone or tablet are responsible for ensuring they are able to fully participate in the hearing.



4. Participants will then be required to confirm their audio settings; once complete, participants should select the “Save and continue” icon. If participants are prompted to allow the session to access their computers’ microphone and camera, they should allow access. As explained later, participants will be able to modify their settings during the session should they need to mute their microphone or turn off their cameras.

5. Participants will be prompted to enter their name for identification during the session, as shown in the image below.



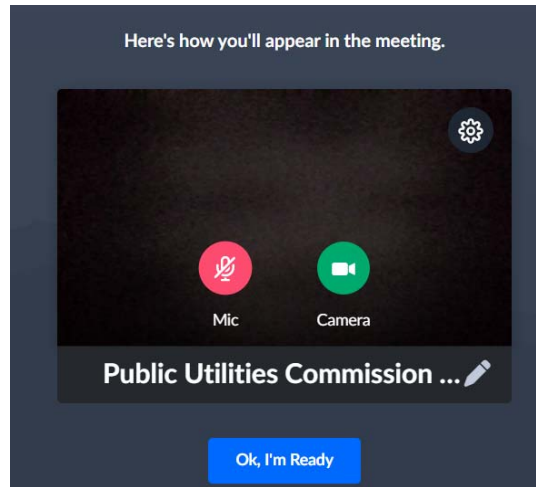
6. All participants by computer must enter their full name. Among other reasons, this is required for identification and because the presiding official may close the remote continued public comment hearing to unauthorized participants.<sup>2</sup>

7. Participants may control the audio volume using their computer's audio controls. Those who do not want their picture displayed for others in the meeting may select the camera icon in the green circle at the bottom of the video screen at any point. A slash will appear over the camera icon, indicating that the camera has been turned off. Likewise, to mute or turn off the microphone, select the microphone icon and visually confirm that there is a slash over the

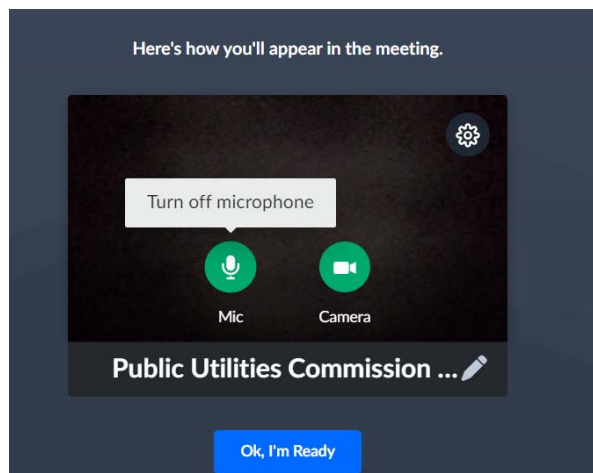
---

<sup>2</sup> Note, closing the meeting does not affect the availability of the webcast of the proceeding.

microphone icon. Illustratively, the below image shows the microphone turned off and the camera turned on.

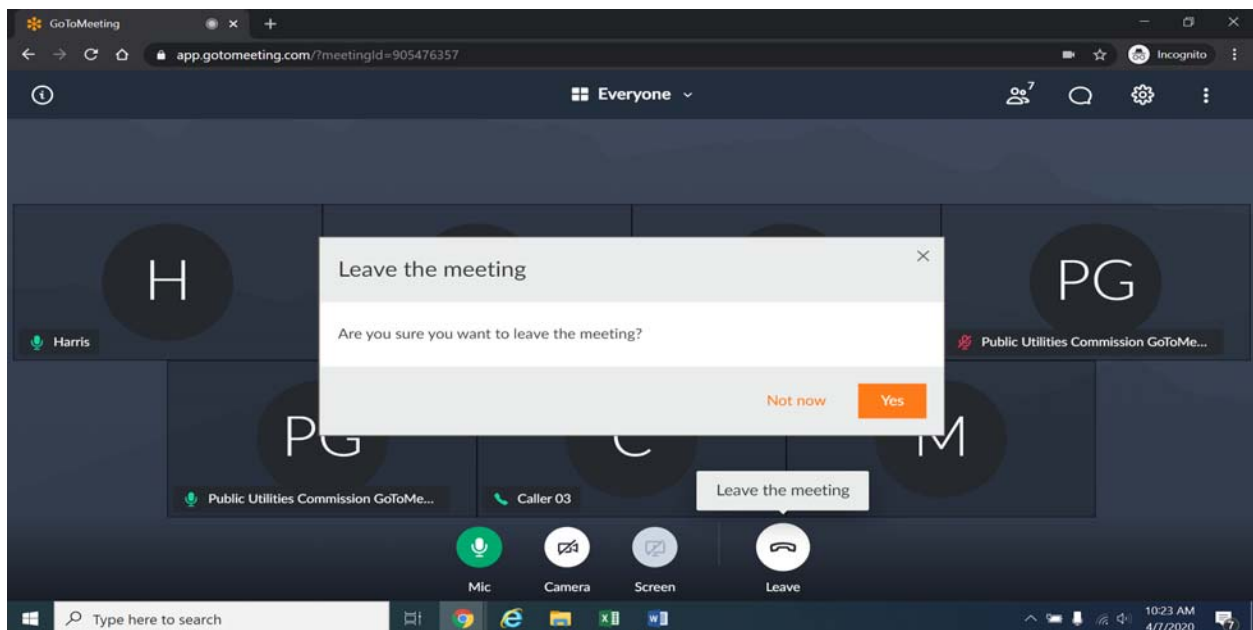


8. Conversely, the below image shows the microphone and camera icons turned on and ready to transmit video and audio upon joining the hearing.



9. A full and complete record will be stenographically or electronically recorded. To facilitate this, participants must minimize feedback and background noise. First, all participants are required to mute their microphones during the hearing until called upon by the ALJ. Second, all participants must ensure that they are in a location with minimal or no background noise while participating in the hearing. Participants must avoid connecting to the hearing with multiple computers or devices located in the same room, as this will cause echos and audio feedback. Although not mandatory, participants are encouraged to participate using headphones connected to their computers, which may help reduce audio feedback.

10. To terminate participation in the continued public comment hearing, select the telephone handset icon with the word “Leave” underneath it and then select “Yes” in the pop-up box, as shown below. A party who inadvertently selects the handset icon may select “Not now” instead of “Yes” to stay in the meeting, as shown below.



11. Additional information and tutorials on using GoToMeeting are available at:

[https://www.gotomeeting.com/meeting/resources/gotomeeting-quick-and-helpful-guide-for-attendees.](https://www.gotomeeting.com/meeting/resources/gotomeeting-quick-and-helpful-guide-for-attendees)

This link is provided for the participants' convenience; the ALJ does not warrant that the information on the link is accurate or that it provides all the information participants may need to use GoToMeeting.