

## Total gross taxi service revenues, before expenses (\$)

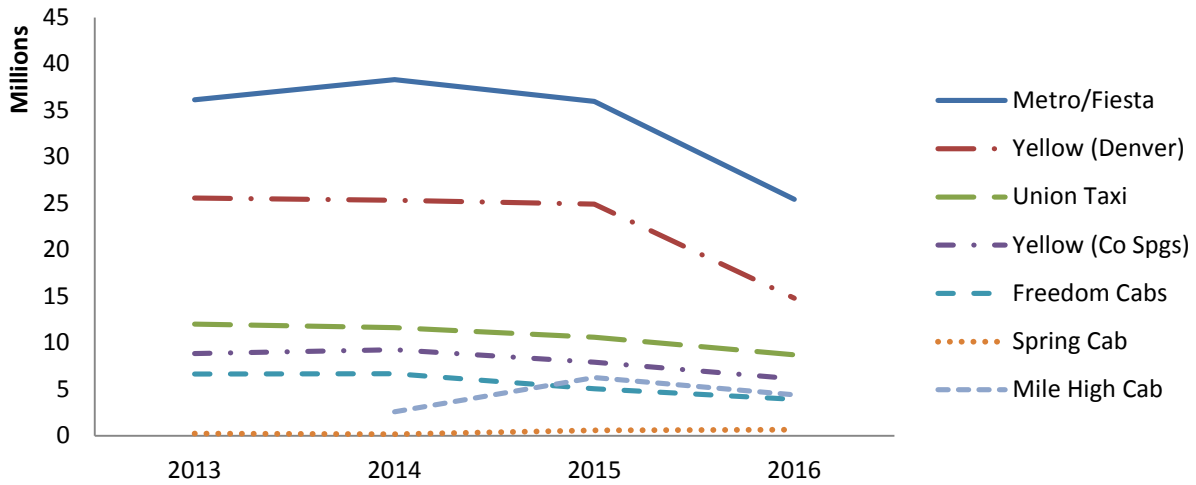


Figure 1. Taxi service revenues for companies operating in Denver metro area and El Paso County. Source: Source: annual reports filed with the Public Utilities Commission.

## Total paid taxi trips

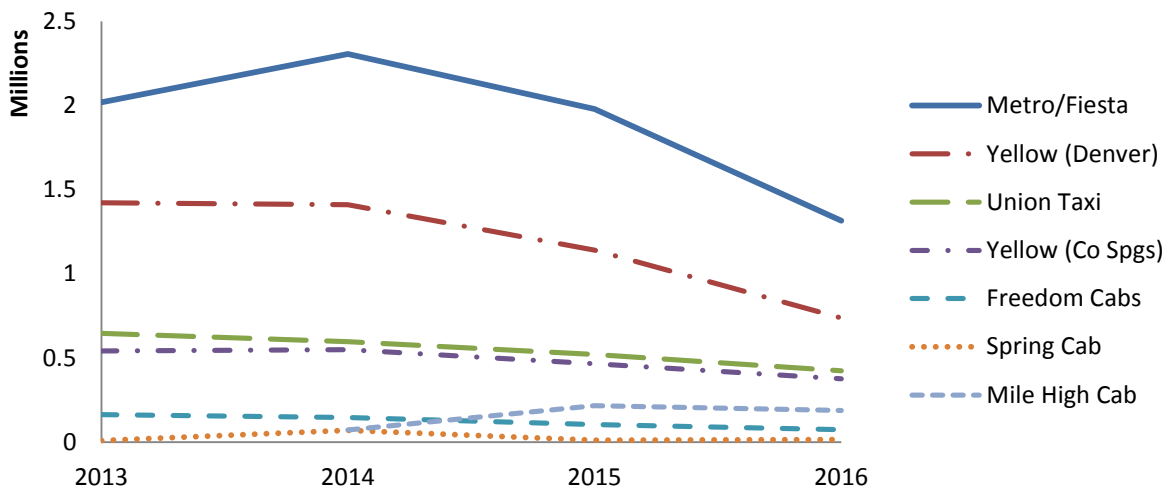


Figure 2. Taxi paid trips for companies operating in Denver metro area and El Paso County. Includes flat-rate trips to/from DIA. Source: annual reports filed with the Public Utilities Commission.

## Total lease fees paid by taxi drivers to companies (\$)

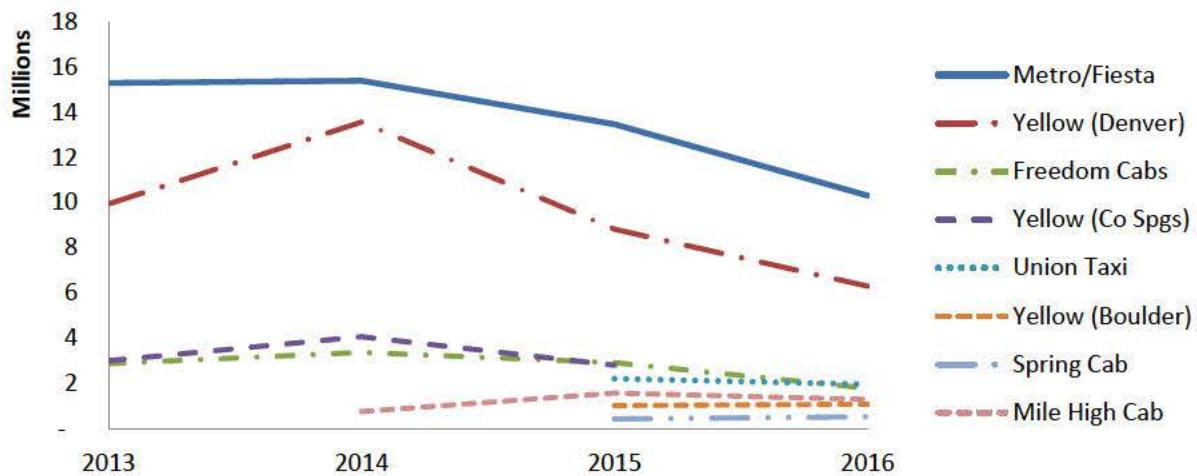
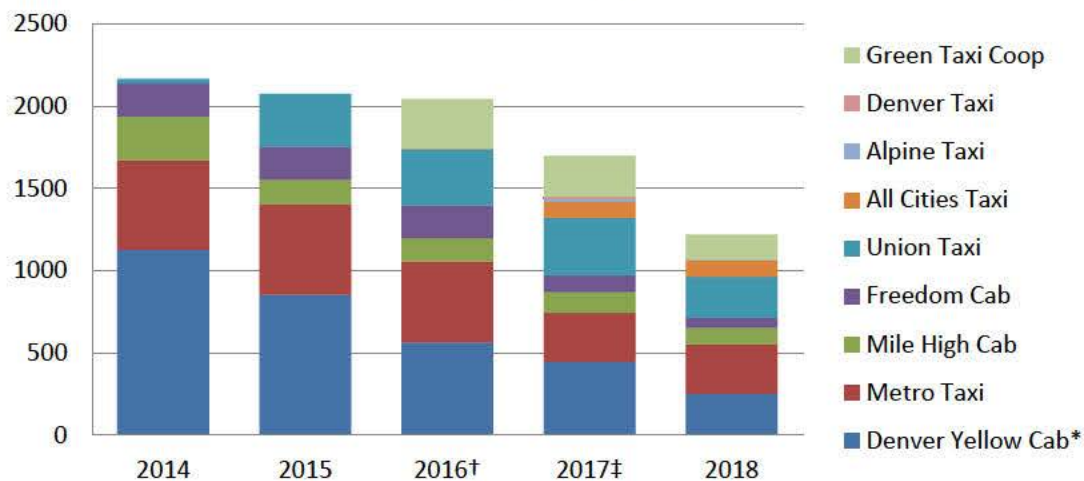


Figure 3. Total lease fees paid by taxi drivers to companies for companies operating in Denver metro area and El Paso County. Source: annual reports filed with the Public Utilities Commission.

## Stamps by year



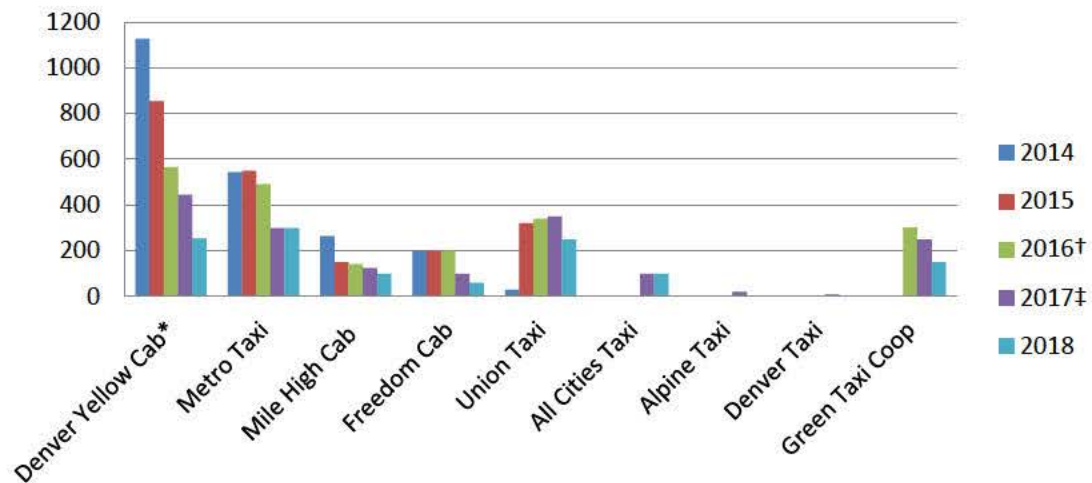
Source: Public Utilities Commission

\* - Stamps purchased by Denver Yellow include stamps for Boulder Taxi and SuperShuttle

† - In 2016 the charge per stamp increased from \$5 to \$35

‡ - In 2017 the charge per stamp increased from \$35 to \$45

## Stamps by company



Source: Public Utilities Commission

\* - Stamps purchased by Denver Yellow include stamps for Boulder Taxi and SuperShuttle

† - In 2016 the charge per stamp increased from \$5 to \$35

‡ - In 2017 the charge per stamp increased from \$35 to \$45

Number of Certificates/Permits issued in the fiscal year

<b>Certificate/Permit Type</b>	<b>FY12-13</b>	<b>FY13-14</b>	<b>FY14-15</b>	<b>FY15-16</b>	<b>FY16-17</b>	<b>*FY17-18</b>
Common Carrier (taxi/shuttle/sightseeing)	22	18	27	30	26	24
Contract Carrier	29	37	23	84	22	4
Limited Regulation Luxury Limousine (LL)	232	436	284	250	124	87
Limited Regulation Medicaid Client Transport (MCT)	0	0	0	0	59	78
Limited Regulation Children's Activity Bus (CAB)	2	2	1	12	10	8
Limited Regulation Charter Scenic Bus (CSB)	2	5	8	6	5	2
Limited Regulation Off-Road Scenic Charter (ORC)	6	4	1	4	2	3
Limited Regulation Fire Crew Transport (FCT)	0	0	0	0	0	0
Transportation Network Company (TNC)	0	0	2	0	1	1

\*FY17-18 = July 1, 2017 – May 17, 2018

Number of Certificates/Permits renewed and issued in the fiscal year

<b>Certificate/Permit Type</b>	<b>FY12-13</b>	<b>FY13-14</b>	<b>FY14-15</b>	<b>FY15-16</b>	<b>FY16-17</b>	<b>*FY17-18</b>
Common Carrier (taxi/shuttle/sightseeing)	0	0	0	0	0	0
Contract Carrier	0	0	0	0	0	0
Limited Regulation Luxury Limousine (LL)	49	80	87	55	686	722
Limited Regulation Medicaid Client Transport (MCT)	0	0	0	0	0	30
Limited Regulation Children's Activity Bus (CAB)	0	0	1	0	7	9
Limited Regulation Charter Scenic Bus (CSB)	4	2	6	4	17	30
Limited Regulation Off-Road Scenic Charter (ORC)	14	11	13	12	16	20
Limited Regulation Fire Crew Transport (FCT)	0	0	0	0	0	0
Transportation Network Company (TNC)	0	0	0	2	2	2

\*FY17-18 = July 1, 2017 – May 17, 2018

Number of Active Certificates/Permits as of May 17, 2018

<b>Certificate/Permit Type</b>	
Common Carrier (taxi/shuttle/sightseeing)	168
Contract Carrier	103
Limited Regulation Luxury Limousine	677
Limited Regulation Medicaid Client Transport	104
Limited Regulation Children's Activity Bus	17
Limited Regulation Charter Scenic Bus	30
Limited Regulation Off-Road Scenic Charter	21
Limited Regulation Fire Crew Transport	0
Transportation Network Company (TNC)	3

	2013	2014	2015	2016	2017
Stamps Purchased	6859	7462	6464	6836	5985

\* Stamps purchased is an approximation of vehicles operated.

\*\* Stamps include CSB, CAB, Common Carrier, Contract Carrier, LL, MCT, ORC

2014-2017 Vehicle Waivers

Colorado PUC E-Filings System

2014	# Vehicles	# Proceedings	2015	# Vehicles	# Proceedings	2016	# Vehicles	# Proceedings	2017	# Vehicles	# Proceedings
<b>6213(a)</b>	12	12	<b>6213(a)</b>	7	5	<b>6213(a)</b>	25	25	<b>6213(a)</b>	13	13
Denied	2	2	Denied	5	3	Denied	7	7	Denied	6	6
Granted	10	10	Granted	2	2	Granted	18	18	Granted	4	4
<b>6254(b)</b>	16	16	<b>6254(b)</b>	27	27	<b>6254(b)</b>	7	7	Withdrawn	3	3
Denied	1	1	Granted	24	24	Granted	7	7	<b>6213(b)</b>	1	1
Granted	6	6	Withdrawn	3	3	<b>6255(b)</b>	199	35	Denied	1	1
Withdrawn	9	9	<b>6255(b)</b>	368	87	Denied	3	3	<b>6255(b)</b>	133	28
<b>6255(b)</b>	368	74	Denied	3	3	Dismissed	2	2	Denied	6	6
Denied	2	2	Granted	356	82	Granted	192	28	Granted	126	21
Granted	365	71	Withdrawn	9	2	Withdrawn	2	2	Withdrawn	1	1
Withdrawn	1	1	<b>6305(b)</b>	26	26	<b>6305(a)</b>	1	1	<b>6305(b)</b>	35	35
<b>6305(b)</b>	51	49	Denied	9	9	Granted	1	1	Denied	5	5
Denied	20	20	Granted	15	15	<b>6305(b)</b>	25	24	Granted	30	30
Granted	30	28	Withdrawn	2	2	Denied	7	7	<b>6308(a)(II)</b>	6	6
Withdrawn	1	1	<b>6308(a)(II)</b>	10	10	Granted	17	16	Denied	3	3
<b>6308(a)(II)</b>	8	8	Denied	9	9	Withdrawn	1	1	Granted	3	3
Denied	4	4	Granted	1	1	<b>6308(a)(II)</b>	34	17			
Granted	3	3	<b>6304</b>	1	1	Denied	29	12			
Withdrawn	1	1	Granted	1	1	Granted	4	4			
						Withdrawn	1	1			
<b>2014 Total</b>	<b>455</b>	<b>159</b>	<b>2015 Total</b>	<b>439</b>	<b>156</b>	<b>2016 Total</b>	<b>291</b>	<b>109</b>	<b>2017 Total</b>	<b>188</b>	<b>83</b>
Granted	414	118	Granted	399	125	Granted	239	74	Granted	163	58
Denied	29	29	Denied	26	24	Denied	48	31	Denied	21	21
Withdrawn	12	12	Withdrawn	14	7	Withdrawn	4	4	Withdrawn	4	4

<b>14-17 Total</b>	<b>1373</b>	<b>507</b>
Granted	1215	375
Denied	124	105
Withdrawn	34	27

There are 163 vehicles that have waivers still in effect as of 03.26.2018

- 14 6213(a) Age of Vehicle - Small counties taxi companies
- 1 6254(b) Age of Vehicle - Mid-sized counties taxi companies
- 110 6255(b) Age of Vehicle - 8 metro area counties taxi companies
- 31 6305(b) Age of Vehicle - luxury limousine companies
- 7 6308(a)(II) Type of Vehicle - luxury limousine companies

Number of AL and Tariff proceedings and those that appeared before the Commissioners.

Year	No. of AL Proceedings Filed	No. of AL Proceedings on Agenda*
2017	94	56
2016	122	48
2015	90	27
2014	93	23
2013	102	35

\*This number is approximate.

#### Civil Penalty Statistics

Fiscal Year	FY12-13	FY13-14	FY14-15	FY15-16	FY16-17	FY17-18(YTD)
CPANS Issued	111	191	57	18	81	121
CPAN Issuance Amount	\$350,350	\$5,909,847	\$225,833	\$116,421	\$197,455	\$11,640,810

#### Motor carrier and vehicle inspection statistics

Fiscal Year	FY12-13	FY13-14	FY14-15	FY15-16	FY16-17	FY17-18(YTD)
Motor Vehicle Safety Inspections	1033	1556	1252	821	550	568
Safety & Compliance Reviews	244	445	337	189	114	171



# Civil Penalties Notices Issued to Regulated Carriers

Count of Short Description		Column Labels					
Row Labels		2013	2014	2015	2016	2017	Grand Total
<b>HHG</b>		<b>48</b>		<b>1</b>	<b>6</b>	<b>19</b>	<b>74</b>
Binding Arbitration - Failure of mover to offer to shipper		1					1
Charging more than 110% of estimate		4				1	5
Consumer Advisement		16					16
Contract for Services Missing Items		13				1	14
Failed to provide contract prior to commencement		2		1		2	5
HHG advertising in a name other than on permit		1					1
Mover failed to deliver HHG						1	1
No HHG Permit		11			6	14	31
<b>LL</b>		<b>10</b>	<b>1</b>	<b>11</b>	<b>4</b>	<b>2</b>	<b>28</b>
Charter Order on demand		1					1
Limited Regulation - Offering service or operating		3	1				4
LL - Age of Motor Vehicle				7			7
LL - charter order upon request		1					1
LL - Prearranged Basis				4			4
LL - Vehicle Markings - Exterior Graphics					1	1	2
LL Vehicle Markings					2	1	3
Luxury Limousine Stationing - hotel or motel		3			1		4
Luxury Limousine Stationing - passenger pickup point		1					1
Stationing without Charter Order		1					1
<b>Records</b>		<b>206</b>	<b>18</b>	<b>28</b>	<b>42</b>	<b>91</b>	<b>385</b>
Accurate Time Records		31		3	1	20	55
Driver - Record of Violations		5		1			6
Driver Investigation History File		1				1	2
Driver Qualification File		2				1	3
Driver Vehicle Inspection Report		12		4		9	25
Driver's Rights		11		1		2	14
Driver's safety performance history		7		3		8	18
Drug and Alcohol		1				2	3
DVCR Corrections				2			2
Failure to maintain records for three years		1				1	2
Fraudulent or false statement or records		3					3
Incomplete Employment Application		7				1	8
Insurance: maintain and file		4		12	1	3	20
MVR Annual Review		7		1		2	10
MVR every 12 months		2				1	3
MVR record from last three years						1	1
MVR record in driver qualification file		1					1
No Cargo On File		2					2
No GL on File		2			1	1	4
No periodic Inspection		16			3		19
No Periodic Inspection documentation on vehicle		17				2	19
No Vaild DL						1	1
No Valid DL						1	1
No Vehicle Liability Insurance		9					9
No Vehicle Liability Insurance on file		4					4
Permitting a driver to drive no list of violations last 12 m		2					2
Record of Duty Status		2					2
Records upon request - Immediately		5	1	1	1		8
Records upon request - ten days		10					10

Colorado PUC E-Filings System

Records upon request - two days	33	17		34	29	113
Vehicle Maintenance Records	9			1	3	13
Vehicle Stamp					2	2
<b>Safety</b>	<b>103</b>		<b>22</b>	<b>21</b>	<b>70</b>	<b>216</b>
16 Hour Rule	2				2	4
80 Hour Rule					23	23
Advertising in a name other than which authority/permit held	2					2
Driver Fingerprint Qualification Status Expired				1	8	9
Failure to submit Fingerprints	38		18	17	9	82
Falsifying Records					4	4
Fingerprint Based Criminal History Check	5				8	13
Fraudulent or false statement or records					2	2
No Medical Card	27				2	29
Not Medically Qualified	25			2	7	34
OOS Driver			2			2
Tires - body ply or belt exposed	1					1
Tires - non-steering - tread depth					1	1
Tires - steering - tread depth	1				1	2
Unqualified Driver - Commercial Driver's License				1		1
Unqualified Driver - physical qualification	2		2		2	6
Unqualified driver- No CDL or improper class or endorsement					1	1
<b>Service</b>	<b>52</b>	<b>16</b>	<b>15</b>	<b>16</b>	<b>16</b>	<b>115</b>
Advertising in a name other than which authority/permit held					4	4
Advertising w/o Permit					1	1
Common - Offering service or operating	20	2	14	1		37
Contract - Offering service or operating	10					10
Driver Courtesy	2					2
Operating an OOS Vehicle					1	1
Operating w/o Permit	1					1
Permitting a driver to drive no list of violations last 12 m					1	1
Refusal of Service	9	1				10
Tariff - operating in conflict	1	3		6	6	16
Taxi Cab - Flat Rate Zone				1		1
Taxicab - Failure to Arrive within 30 minutes of request	3	6	1	4	2	16
Taxicab - Failure to arrive within 5 minutes of a time call	1	1		4	1	7
Taxicab - Flat Rate Zone	4	2				6
Taxicab - Maintain Records One Year		1				1
Taxicab - Shortest Route	1					1
<b>TNC</b>				<b>13</b>	<b>44</b>	<b>57</b>
TNC - Street Hail Statute					2	2
TNC Driver minimum qualifications					5	5
TNC Not Medically Qualified					3	3
TNC Periodic Inspection (never done)				1	1	2
TNC Records upon request – 72 hours					2	2
TNC Tires - tread groove pattern depth <4/32				1	11	12
TNC Vehicle Markings				11	20	31
<b>Tow</b>	<b>50</b>	<b>2</b>	<b>2</b>	<b>5</b>	<b>81</b>	<b>140</b>
Charges for Notifications Required by Statute; less than \$25	2			1		3
Charges for Notifications Required by Statute; less than \$50					1	1
Failure to immediately accept payment	4	1	1		2	8
Failure to release motor vehicle during business hours	2					2
Forms of Payment		1				1
Immediately Deliver Vehicle to Storage					5	5
No Authorization	6			3	52	61
No written estimate at least 24 hours prior to move	2					2

Noncompliance-Charging, Collecting, or Retain	4					4
Notification - Signage				3		3
Sale of abandoned motor vehicle	2					2
Tow Authorization - permit	1					1
Tow Record/Invoice	24		1	14		39
Towing - Failure to disclose total amount of charges	1					1
Towing - Failure to notify within 30 responsible LE agency				1		1
Towing - Operating w/o Permit	2	1		3		6
<b>Grand Total</b>	<b>469</b>	<b>37</b>	<b>79</b>	<b>107</b>	<b>323</b>	<b>1015</b>

**Info Requested by Commission – Motor Carrier Rules  
Decision R18-0375**

**10 (h) & (i)**

***Vehicle Inspections***

FY 2013	1033
FY 2014	1556
FY 2015	1252
FY 2016	821
FY 2017	550

***Carriers - SCRs***

FY 2013	244
FY 2014	445
FY 2015	337
FY 2016	189
FY 2017	114

***10(k) (DVCR per type of regulated carrier – does not include TNCs – for TNCs see (l) below)***

***Taxi DVCRs***

FY 2013	NOTE: DVCRs per type of carrier was not captured until 2014
FY 2014	327 - NOTE: Numbers not captured by vehicle type until last 6 months of FY 14
FY 2015	209
FY 2016	101
FY 2017	89

***Limousines DVCRs***

FY 2013	NOTE: DVCRs per type of carrier was not captured until 2014
FY 2014	393 - NOTE: Numbers not captured by vehicle type until last 6 months of FY 14
FY 2015	480
FY 2016	261
FY 2017	138

***(Other carriers – includes all other part 2 and part 3 carriers)***

FY 2013	NOTE: DVCRs per type of carrier was not captured until 2014
FY 2014	68 - NOTE: Numbers not captured by vehicle type until last 6 months of FY 14
FY 2015	217
FY 2016	79
FY 2017	27

***10(I) – TNC DVCRs-Vehicle Inspections***

FY 2014	0 (TNC enforcement did not begin until FY 15)
FY 2015	111
FY 2016	258
FY 2017	160

	FY17	FY16	FY15	FY14	FY13
Number of PUC Criminal Investigators	7.17	6.5	7.92	7.75	5.15