


NATURAL GAS RATES

Applies to: Bent, Crowley and Otero Counties

Gas Rate Components
Arkansas Valley

<u>Rate Schedule</u>	<u>Sheet No</u>	<u>Billing Units</u>	<u>Current Gas Cost Per Unit</u>	<u>Base Gas Cost Per Unit</u>	<u>Deferred Gas Cost Per Unit</u>	<u>Total Gas Cost Adj. Per Unit</u>	
GS-1	11	Ccf	\$0.49242	\$0.24930	(\$0.00310)	\$0.24002	I
LI-1	16	Mcf	\$4.9242	\$2.4930	(\$0.0310)	\$2.4002	I
SI-1 (1)	20	Mcf	\$4.9242	\$2.4930	(\$0.0310)	\$2.4002	I
SI-1 (2)	20	Mcf	\$4.9242	\$2.4930	(\$0.0310)	\$2.4002	I
SI-1 (3)	20	Mcf	\$4.9242	\$2.4930	(\$0.0310)	\$2.4002	I
SC-1	24	Mcf	\$4.0972	\$2.0400	\$0.0000	\$2.0572	I
SC-2	33	Mcf	\$4.0972	\$2.0400	\$0.0000	\$2.0572	I
SC-6	34	Mcf	\$4.0972	\$2.0400	\$0.0000	\$2.0572	I
SC-7	35	Mcf	\$4.0972	\$2.0400	\$0.0000	\$2.0572	I
GT-1	39	Mcf	\$0.0604	\$0.0000	\$0.0000	\$0.0604	I

- (1) First 5,000 during period May 1 through October 31
- (2) Next 45,000 during period May 1 through October 31
- (3) All over 50,000 during period May 1 through October 31



Advice Letter No. _____

Bentley W. Breland
Signature of Issuing Officer

Issue Date: October 27, 2003

Decision or Authority No. _____

Vice President
Title

Effective Date: November 1, 2003

NATURAL GAS RATES


Applies to: Bent, Crowley and Otero Counties

**Gas Rate Components
Arkansas Valley**

**GCA Exhibit No. 9
Proposed Tariff**

<u>Rate Schedule</u>	<u>Sheet No.</u>	<u>Billing Units</u>	<u>Commodity Cost Per Unit</u>	<u>Upstream Services Cost Per Unit</u>	<u>Deferred Gas Cost Per Unit</u>	<u>LDC System Cost Per Unit</u>	
GS-1	11	Ccf	\$0.40972	\$0.08270	(\$0.00310)	\$0.13225	I
LI-1	16	Mcf	\$4.0972	\$0.8270	(\$0.0310)	\$0.5593	I
SI-1 (1)	20	Mcf	\$4.0972	\$0.8270	(\$0.0310)	\$0.7449	I
SI-1 (2)	20	Mcf	\$4.0972	\$0.8270	(\$0.0310)	\$0.7087	I
SI-1 (3)	20	Mcf	\$4.0972	\$0.8270	(\$0.0310)	\$0.6555	I
SC-1	24	Mcf	\$4.0972	\$0.0000	\$0.0000	\$0.6210	I
SC-2	33	Mcf	\$4.0972	\$0.0000	\$0.0000	\$0.5780	I
SC-6	34	Mcf	\$4.0972	\$0.0000	\$0.0000	\$0.5780	I
SC-7	35	Mcf	\$4.0972	\$0.0000	\$0.0000	\$0.5780	I
GT-1	39	Mcf	\$0.0000	\$0.0604	\$0.0000	See Note 4	I

- (1) First 5,000 during period May 1 through October 31
- (2) Next 45,000 during period May 1 through October 31
- (3) All over 50,000 during period May 1 through October 31
- (4) The LDC System Cost Per Unit shall be equal to the LDC System Cost per Unit for the applicable sales.



Advice Letter No. _____

Bentley W. Breland
Signature of Issuing Officer

Issue Date: October 27, 2003

Decision or Authority No. _____


Vice President
Title

Effective Date: November 1, 2003

NATURAL GAS RATES

Applies to: Archuleta, LaPlata and Mineral Counties

<u>Rate Schedule</u>	<u>Sheet No.</u>	<u>Billing Units</u>	<u>Gas Rate Components</u>		<u>GCA Exhibit No. 9</u>		
			<u>Commodity Cost Per Unit</u>	<u>Upstream Services Cost Per Unit</u>	<u>Proposed Tariff</u>		
					<u>Deferred Gas Cost Per Unit</u>	<u>LDC System Cost Per Unit</u>	
GS-3	12	Ccf	\$0.40027	\$0.03529	\$0.00210	\$0.18467	I
LI-2	18	Mcf	\$4.0027	\$0.3529	\$0.0210	\$1.31108	I



Advice Letter No. _____

Bentley W. Breland
Signature of Issuing Officer

Issue Date: October 17, 2003

Decision or Authority No. _____

Vice President
Title

Effective Date: November 1, 2003