

SourceGas Distribution LLC

Colo. PUC No. 7
First Revised Sheet No. 6
Cancels Original Sheet No. 6

(North Eastern Colorado) Sales Service Schedule of Rates				
Rate Schedule		Base Tariff Rate	Gas Cost Adjustment	Rate After Adjustment
GGGS-1	Customer Charge	3.400	--	3.400
	(Per meter per month) All Volumes (\$ per Mcf)	3.877	4.757	8.634
GGGS-2	Customer Charge	3.400	--	3.400
	(Per meter per month) All Volumes (\$ per Mcf)	3.996	4.757	8.753
GGGS-3	Customer Charge	5.900	--	5.900
	(Per meter per month) All Volumes (\$ per Mcf)	4.017	4.757	8.774
GGGS-4	Customer Charge	5.900	--	5.900
	(Per meter per month) All Volumes (\$ per Mcf)	3.807	4.757	8.564
GGGS-5	Minimum Charge	36.000	--	36.000
	(Per meter per year) All Volumes (\$ per Mcf)	3.697	4.757	8.454
GGGS-6	Minimum Charge	10.000	--	10.000
	(Per meter per month) All Volumes (\$ per Mcf)	3.697	4.757	8.454
GGGS-7	Minimum Charge	0.000	--	0.000
	(None) All Volumes (\$ per Mcf)	3.697	4.757	8.454
<p>The rates shown on this tariff sheet are subject to adjustment for changes in Company's cost of gas as provided for by the Gas Supply Cost Adjustment provisions on sheet nos. 37-39 of this Tariff. The above rates reflect a gas cost as follows:</p>				
	Base Gas Cost	2.665	4.757	7.422
GCA Formula:				
	Current Gas Cost	+	Deferred Gas Cost	-
	10.837	+	(3.415)	-
			Base Gas Cost	=
			2.665	=
				GCA
				4.757

Advice Letter No. 229

Bentley W. Breland
Issuing Officer

Issue Date: May 16, 2008

Decision or
Authority No.

Sr. Vice President
Title


Effective Date: June 1, 2008

North Eastern Colorado
Sales Service Schedule of Rates

<u>Rate Schedule</u>	<u>Commodity Charge 1/</u> \$	<u>Distribution Charge 1/</u> \$	<u>Upstream Pipeline Charge 1/</u> \$	<u>Total Commodity Charge 1/</u> \$	<u>Customer Charge 2/</u> \$
GGs-1	0.5118	0.1212	0.2304	0.8634	3.40
GGs-2	0.5118	0.1331	0.2304	0.8753	3.40
GGs-3	0.5118	0.1352	0.2304	0.8774	5.90
GGs-4	0.5118	0.1142	0.2304	0.8564	5.90
GGs-5	0.5118	0.1032	0.2304	0.8454	36.00
GGs-6	0.5118	0.1032	0.2304	0.8454	10.00
GGs-7	0.5118	0.1032	0.2304	0.8454	0.00

1/ per ccf delivered

2/ Monthly Charge per Meter



Advice Letter No. 229

Bentley W. Breland
Issuing Officer

Issue Date: May 16, 2008

Decision or
Authority No.

Sr. Vice President
Title

Effective Date: June 1, 2008

SourceGas Distribution LLC

Colo. PUC No. 7
First Revised Sheet No. 36B.01
Cancels Original Sheet No. 36B.01


Sales Service Schedule of Rates

Applies to: Archuleta, Bent, Crowley La Plata, Mineral and Otero Counties

Gas Rate Components
Arkansas Valley and Southwestern Divisions

<u>Rate Schedule</u>	<u>Sheet No</u>	<u>Billing Units</u>	<u>Current Gas Cost Per Unit</u>	<u>Base Gas Cost Per Unit</u>	<u>Deferred Gas Cost Per Unit</u>	<u>Total Gas Cost Adj. Per Unit</u>	
GS-1	36D	Ccf	\$1.13623	\$0.24930	\$0.16454	\$1.05147	I.
GS-3	36E	Ccf	\$0.88749	\$0.18254	\$0.23124	\$0.93619	I
LI-1	36F	Mcf	\$11.3623	\$2.4930	\$1.6454	\$10.5147	I
LI-2	36H	Mcf	\$8.8749	\$1.8254	\$2.3124	\$9.3619	I
SI-1 (1)	36J	Mcf	\$11.3623	\$2.4930	\$1.6454	\$10.5147	I
SI-1 (2)	36J	Mcf	\$11.3623	\$2.4930	\$1.6454	\$10.5147	I
SI-1 (3)	36J	Mcf	\$11.3623	\$2.4930	\$1.6454	\$10.5147	I
SC-1	36L	Mcf	\$8.1451	\$2.0400	\$0.0000	\$6.1051	I
GT-1	77A	Mcf	\$0.0466	\$0.0000	\$0.0000	\$0.0466	

- (1) First 5,000 during period May 1 through October 31
- (2) Next 45,000 during period May 1 through October 31
- (3) All over 50,000 during period May 1 through October 31



Advice Letter No. 229

Bentley W. Breland
Issuing Officer

Issue Date: May 16, 2008

Decision or
Authority No.

Sr. Vice President
Title

Effective Date: June 1, 2008

SourceGas Distribution LLC

Colo. PUC No. 7
First Revised Sheet No. 36B.02
Cancels Original Sheet No. 36B.02

Sales Service Schedule of Rates

Applies to: Archuleta, Bent, Crowley, La Plata, Mineral and Otero Counties

Gas Rate Billing Components

Arkansas Valley and Southwestern Divisions

<u>Rate Schedule</u>	<u>Sheet No.</u>	<u>Billing Units</u>	<u>Commodity Cost Per Unit</u>	<u>Upstream Services Cost Per Unit</u>	<u>Deferred Gas Cost Per Unit</u>	<u>LDC System Cost Per Unit</u>
GS-1	36D	Ccf	\$0.81451	\$0.32172	\$0.16454	\$0.13225
GS-3	36E	Ccf	\$0.79960	\$0.08789	\$0.23124	\$0.18467
LI-1	36F	Mcf	\$8.1451	\$3.2172	\$1.6454	\$0.5593
LI-2	36H	Mcf	\$7.9960	\$0.8789	\$2.3124	\$1.31108
SI-1 (1)	36J	Mcf	\$8.1451	\$3.2172	\$1.6454	\$0.7449
SI-1 (2)	36J	Mcf	\$8.1451	\$3.2172	\$1.6454	\$0.7087
SI-1 (3)	36J	Mcf	\$8.1451	\$3.2172	\$1.6454	\$0.6555
SC-1	36L	Mcf	\$8.1451	\$0.0000	\$0.0000	\$0.6210
GT-1	77A	Mcf	\$0.0000	\$0.0466	\$0.0000	See Note 4

- (1) First 5,000 during period May 1 through October 31
- (2) Next 45,000 during period May 1 through October 31
- (3) All over 50,000 during period May 1 through October 31
- (4) The LDC System Cost Per Unit shall be equal to the LDC System Cost per Unit for the applicable sales.

Advice Letter No. 229

Decision or Authority No.

Bentley W. Breland
Issuing Officer

Sr. Vice President
Title

Issue Date: May 16, 2008

Effective Date: June 1, 2008

SourceGas Distribution LLC

Colo. PUC No. 7
First Revised Sheet No. 27
Cancels Original Sheet No. 27

(Western Slope & North Central Colorado)
Sales Service Schedule of Rates

Rate Schedule	Type of Charge	Base Tariff		Gas Cost Current	Adjustment Cumulative	Rate After Adjustment
		Rate \$	LSSRS 1/ \$			
<u>North Central</u>						
E-1	Monthly Demand Charge Residential	5.00		--	--	5.00
	Commercial	10.00		--	--	10.00
	Commodity (\$ per ccf Residential)	0.3943		0.7221	1.0965	1.4908
E-2	Monthly Demand Charge Commercial	0.3728		0.7221	1.0965	1.4693
	Commodity (\$ per ccf @ 14.65 psia)	100.00		0.7221	1.0965	100.00
		0.3464		0.7221	1.0965	1.4429
<u>Western Slope</u>						
D-1R	Monthly Demand Charge	5.00		--	--	5.00
	Commodity (\$ per ccf)	0.5116	0.0218	0.4126	0.6910	1.2244
D-1C	Monthly Demand Charge	10.00		--	--	10.00
	Commodity (\$ per ccf)	0.4761	0.0218	0.4126	0.6910	1.1889
D-2	Monthly Demand Charge	160.00		--	--	160.00
	Commodity (\$ per ccf)	0.4623	0.0218	0.4126	0.6910	1.1751
D-10	Monthly Demand Charge	160.00		--	--	160.00
	Commodity (\$ per ccf @ 14.65 psia)	0.4123	0.0268	0.4126	0.6910	1.1301

The base tariff commodity rates shown on this tariff sheet are subject to adjustment for changes in Company's cost of gas as provided for by the Gas Cost Adjustment tariff commencing on Sheet No. 39A. The above rates reflect a gas cost as follows:

Rate Schedule	Base Gas Cost and Adjustments				
E-1	Base Gas Cost	0.2452	0.2955	0.7393	0.9845
E-2	Gas Cost Recovery Adjustment	--	0.4266	0.3572	0.3572
	Total North Central	0.2452	0.7221	1.0965	1.3417
D-1R	Base Gas Cost	0.3750	0.0051	0.2421	0.6171
D-1C	Gas Cost Recovery Adjustment	--	0.4075	0.4489	0.4489
D-2					
D-10	Total Western Slope	0.3750	0.4126	0.6910	1.0660

The current GCA is the rate change from the last GCA filing.
The cumulative GCA is the rate change from the base tariff rate.

1/ Pursuant to Sheet No. 39D of this Tariff.

Advice Letter No. 229

Bentley W. Breland
Issuing Officer

Issue Date: May 16, 2008

Decision or
Authority No.

Sr. Vice President
Title

Effective Date: June 1, 2008

SourceGas Distribution LLC

Colo. PUC No. 7
First Revised Sheet No. 28
Cancels Original Sheet No. 28

**Western Slope & North Central Colorado
Sales Service Schedule of Rates**

<u>Rate Schedule</u>	<u>Commodity Charge</u> \$	<u>Distribution Charge</u> \$	<u>Upstream Pipeline Charge</u> \$	<u>Total Commodity Charge</u> 1/ \$	<u>Customer Charge</u> 2/ \$
D-1R	0.7274 3/	0.1366	0.3604	1.2244	5.00
D-1C	0.7274 3/	0.1011	0.3604	1.1889	10.00
D-2	0.7274 3/	0.0873	0.3604	1.1751	160.00
D-10	0.7324 3/	0.0373	0.3604	1.1301	160.00
E-1R	1.1984	0.1491	0.1433	1.4908	5.00
E-1C	1.1984	0.1276	0.1433	1.4693	10.00
E-2	1.1984	0.1012	0.1433	1.4429	100.00

1/ per ccf delivered

2/ Monthly Demand Charge

3/ Includes Litigated Settlement Special Rate Surcharge (LSSRS) Amount of \$0.0218 per ccf at Local Pressure Base and \$0.0268 per ccf @ 14.65 psi delivered pressure pursuant to Sheet No. 39D of this Tariff.

Advice Letter No. 229

Decision or
Authority No.

Bentley W. Breland
Issuing Officer

Sr. Vice President
Title

Issue Date: May 16, 2008

Effective Date: June 1, 2008

SourceGas Distribution LLC

Colo. PUC No. 7
First Revised Sheet No. 36B.01
Cancels Original Sheet No. 36B.01


Sales Service Schedule of Rates

Applies to: Archuleta, Bent, Crowley La Plata, Mineral and Otero Counties

Gas Rate Components
Arkansas Valley and Southwestern Divisions

<u>Rate Schedule</u>	<u>Sheet No</u>	<u>Billing Units</u>	<u>Current Gas Cost Per Unit</u>	<u>Base Gas Cost Per Unit</u>	<u>Deferred Gas Cost Per Unit</u>	<u>Total Gas Cost Adj. Per Unit</u>	
GS-1	36D	Ccf	\$1.13623	\$0.24930	\$0.16454	\$1.05147	I
GS-3	36E	Ccf	\$0.88749	\$0.18254	\$0.23124	\$0.93619	I
LI-1	36F	Mcf	\$11.3623	\$2.4930	\$1.6454	\$10.5147	I
LI-2	36H	Mcf	\$8.8749	\$1.8254	\$2.3124	\$9.3619	I
SI-1 (1)	36J	Mcf	\$11.3623	\$2.4930	\$1.6454	\$10.5147	I
SI-1 (2)	36J	Mcf	\$11.3623	\$2.4930	\$1.6454	\$10.5147	I
SI-1 (3)	36J	Mcf	\$11.3623	\$2.4930	\$1.6454	\$10.5147	I
SC-1	36L	Mcf	\$8.1451	\$2.0400	\$0.0000	\$6.1051	I
GT-1	77A	Mcf	\$0.0466	\$0.0000	\$0.0000	\$0.0466	

- (1) First 5,000 during period May 1 through October 31
- (2) Next 45,000 during period May 1 through October 31
- (3) All over 50,000 during period May 1 through October 31



Advice Letter No. 229

Bentley W. Breland
Issuing Officer

Issue Date: May 16, 2008

Decision or
Authority No.

Sr. Vice President
Title

Effective Date: June 1, 2008

SourceGas Distribution LLC

Colo. PUC No. 7
First Revised Sheet No. 36B.02
Cancels Original Sheet No. 36B.02

Sales Service Schedule of Rates

Applies to: Archuleta, Bent, Crowley, La Plata, Mineral and Otero Counties

Gas Rate Billing Components

Arkansas Valley and Southwestern Divisions

<u>Rate Schedule</u>	<u>Sheet No.</u>	<u>Billing Units</u>	<u>Commodity Cost Per Unit</u>	<u>Upstream Services Cost Per Unit</u>	<u>Deferred Gas Cost Per Unit</u>	<u>LDC System Cost Per Unit</u>
GS-1	36D	Ccf	\$0.81451	\$0.32172	\$0.16454	\$0.13225
GS-3	36E	Ccf	\$0.79960	\$0.08789	\$0.23124	\$0.18467
LI-1	36F	Mcf	\$8.1451	\$3.2172	\$1.6454	\$0.5593
LI-2	36H	Mcf	\$7.9960	\$0.8789	\$2.3124	\$1.31108
SI-1 (1)	36J	Mcf	\$8.1451	\$3.2172	\$1.6454	\$0.7449
SI-1 (2)	36J	Mcf	\$8.1451	\$3.2172	\$1.6454	\$0.7087
SI-1 (3)	36J	Mcf	\$8.1451	\$3.2172	\$1.6454	\$0.6555
SC-1	36L	Mcf	\$8.1451	\$0.0000	\$0.0000	\$0.6210
GT-1	77A	Mcf	\$0.0000	\$0.0466	\$0.0000	See Note 4

- (1) First 5,000 during period May 1 through October 31
- (2) Next 45,000 during period May 1 through October 31
- (3) All over 50,000 during period May 1 through October 31
- (4) The LDC System Cost Per Unit shall be equal to the LDC System Cost per Unit for the applicable sales.

Advice Letter No. 229

Decision or
Authority No.

Bentley W. Breland
Issuing Officer

Sr. Vice President
Title

Issue Date: May 16, 2008

Effective Date: June 1, 2008